




## Bathtub - Meta

Tub spout for wall-mounted installation - black matte

Article number: 13 801 660-33

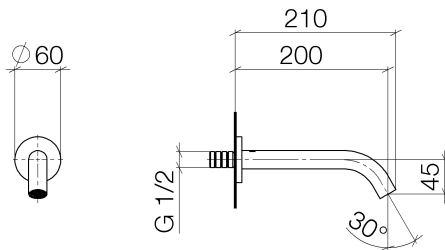


- 7-7/8" Projection
- Round aerator
- Flange diameter 2-3/8"
- 1-1/2" hole diameter
- 1/2" connection
- Water flow rate limited to max. 6.5 gpm
- Fittings group in compliance with DIN 4109: 1



black matte

## Dimensional drawing

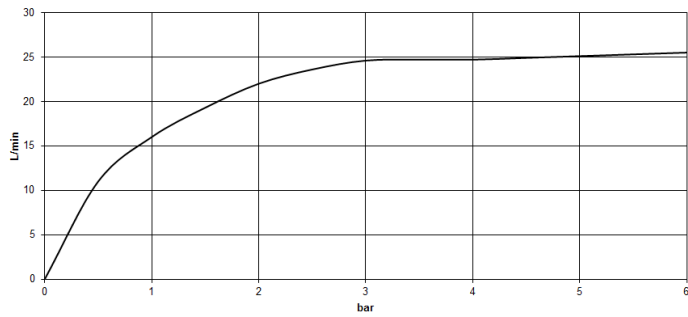


All dimensions in mm / inch = mm x 0,0394



Bathtub - Meta  
Tub spout for wall-mounted installation - black matte  
Article number: 13 801 660-33

### Flow rate chart





## Bathtub - Meta

Tub spout for wall-mounted installation - black matte

Article number: 13 801 660-33

### Other surface finishes



polished chrome

13 801 660-00



platinum matte

13 801 660-06

More custom finish options are available via special production (xTra Service). Please see our finish matrix for availability and pricing or contact a Dornbracht representative.

### Recommended article



35 080 970-90 0010

Rough-in adapter -